



The Operating System for Project-Driven Organizations

Project intake to payroll, in one platform built for the work project-driven teams actually do.

TRAKLOAD · ONE PLATFORM · COMPLETE CONTROL

Behind Every Project Delivery Are Six Tools Held Together With Duct Tape and Twine.

And the cost compounds — in dollars, hours, missed work, and the brittle code holding it all together.



Project intake lives in email and Slack.

Briefs scatter across inboxes, attachments, and verbal asks. Setup takes days, not minutes.



Time tracking is its own swamp.

Hours land late, miscoded, or never. Billing and payroll suffer.



Capacity is a guess, not a number.

Who's overbooked next month? Most PMs can't answer without three spreadsheets and a phone call.



CRM, HR, and project data live in separate systems.

Account managers don't see project state. PMs don't see client history. Leadership flies blind.

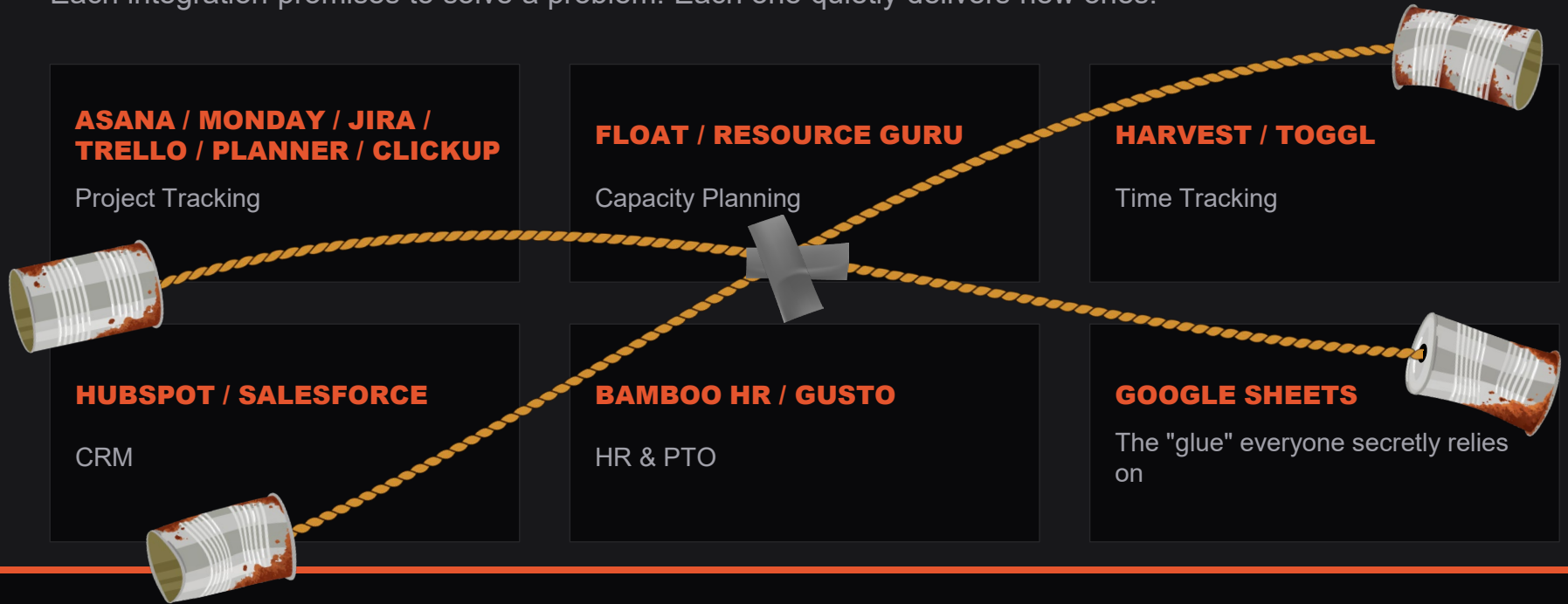
Most companies bridge the “tool gap” with Zapier flows, RPA bots, limited APIs or in-house code that nobody else understands. One vendor update, one reconfiguration, one tool swap — and the entire integration layer needs to be refactored. The person who built it becomes the only one who can fix it. When they leave, the duct tape goes with them.

Companies juggle CRM, HR, Staff Planning, Project Management, Team Collaboration, and Communication tools to deliver projects — and are set up to fail from day one. Every tool comes from a **competing** vendor, built by separate teams that never intended to talk to each other.



Most Companies Stitch Together 4-6 Tools to Deliver Projects

Each integration promises to solve a problem. Each one quietly delivers new ones.



Each tool is good at one thing. None of them talk. Your team becomes the integration layer — copying and pasting between systems all day.



What a Business Actually Needs From One Platform

01



Project Intake

Turn briefs and client asks into structured projects with owners, scope, and timelines.

02



Capacity Planning

Know who's available, who's stretched, and who's about to burn out — at a glance.

03



Plan & Track

Phases, allocations, deadlines, and progress visible in one place.

04



Time & PTO

Honest hours captured by the people doing the work, with PTO that actually integrates with capacity.

05



Client & Talent Records

Project history, contacts, and people data — connected, not siloed.

06



Reporting & Visibility

Utilization, project health, and org-level views available to the people who need them.

Six capabilities. One platform. No integrations to maintain.



Trakload — Built for How Project Teams Actually Work

Every module designed for how project driven teams actually work

Trakload is a single, unified platform that delivers all six capabilities natively. No bolt-ons. No third-party integrations. No "Zapier holding it together with duct tape."



Project-First

Intake, plan, allocate, execute, bill —
all in one workflow



People-First

Talent profiles, capacity bands, org
structure — your team is your
product



Insight-First

Three live dashboards — executive,
planner, PM — so the right view
reaches the right person without a
single report request.

One Platform. Complete Control. Built for Project Teams.



Built for DCAA Compliance

Audit-defensible timekeeping for federal contractors and any firm that bills regulated work

Trakload was designed to DCAA 7641.90 guidelines from day one. Every entry is contemporaneous. Every change is logged. Every export is audit-ready. Built for the firms that must defend every hour.



Certified Daily

Every employee attests their hours at the point of entry — daily, contemporaneous, locked



Tamper-Evident

Append-only audit log captures every change with user, timestamp, and reason



Evidence-Ready

One-click PDF or CSV exports — same packet whether an auditor approaches the employee or the manager

DCAA 7641.90 guidelines informed every decision in building Trakload.
Built for firms that must attest every hour.



KILLER FEATURE

The Talent Snapshot — One Person, One Page.

Their workload, their schedule, their story — visible to every manager who needs to see it.

Trakload Builds High-Performing Teams

Most companies have this information already — buried in HRIS systems, scattered across LinkedIn profiles, sitting in onboarding documents nobody reads twice. It's locked away from the managers, directors, and peers who'd use it best.

Trakload unlocks it. The same screen that tells a PM whether Sarah can take on a new project also shows them that Sarah went to CMU, holds a PMP, and runs marathons on weekends. The work conversation and the human conversation happen in the same place.

The Operational View

- ✓ Current-week utilization with capacity band — staffing decisions in 5 seconds
- ✓ 12-week forward capacity timeline — see who's free six weeks out
- ✓ Every active project allocation — hours, phases, dates, rates, capacity rank
- ✓ Allocation by phase — see what kind of work fills their week
- ✓ Upcoming roll-offs (next 60 days) — anticipate who's coming available

The Human View

- ✓ Personal bio — in their own voice, not a job description
- ✓ Education with verified institution logos
- ✓ Professional certifications
- ✓ Affiliations & interests
- ✓ Customizable banner that expresses identity
- ✓ Tenure, reporting line, contact info

This is what any manager should see before making their next staffing decision. Trakload turns capacity planning from spreadsheet archaeology into a 5-second answer — and shows the person behind the number along the way.



Capacity Insights That Guide Smarter Staffing Decisions

Every band answers the only question that matters: can this person take on more?

Capacity Measurements

Available
0-40% utilized

Comfortable
41-75% utilized

At Capacity
76-95% utilized

Stretched
96-115% utilized

Overbooked
116%+ utilized

Projects don't capture the full workload

Employees spend 25–40% of every week on meetings, mentoring, training, planning, and the unplanned interruptions that come with the job.

Trakload's bands are calibrated to that reality — "Comfortable" tops out at 75% because the rest of the week belongs to the work no spreadsheet can forecast.

Other tools book to 100% and call it utilization. We call that overbooked.

Real capacity, not assumed capacity

Most capacity tools assume every week has 40 hours of available time. They don't account for company holidays, corporate planned shutdowns, or personal PTO — until someone's already missed a deadline.

Trakload bakes all three directly into every employee's capacity calculation. The number you see is the time your people actually have — not a theoretical maximum based on a calendar that doesn't match reality.

Other tools surprise you when Monday turns out to be a holiday. We don't.

Other tools call 40 hours 'capacity.' We call that fiction.



Three Dashboards. Three Audiences. One Source of Truth

Real-time visibility tuned to who's asking — executive, planner, or PM.

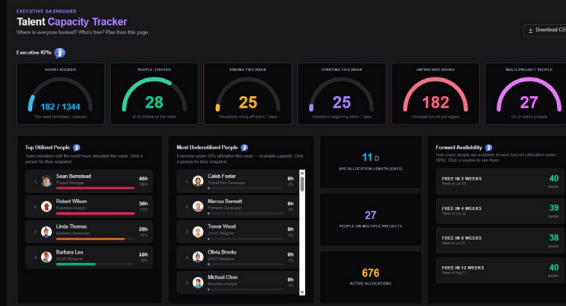
Talent Pool Overview (Executive / HR View)



Question it answers: "How healthy is my workforce right now?"

- Benched % — gauge that turns red at both extremes (too maxed AND too idle)
- Available Talent — live count of who can absorb new work
- Critical Roles — succession-risk flag on any role with ≤ 2 people
- Capacity Distribution — 5-band people-silhouettes show where the team sits
- 12-Week Capacity Trend — stacked area chart of band shifts over time
- Utilization by Role — bottleneck spotter (and click-through to names)

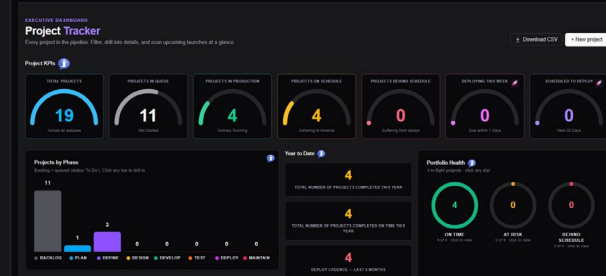
Talent Capacity Tracker (PM / Resource Manager View)



Question it answers: "Who has time this week — and who's about to roll off?"

- Hours Booked / Capacity — team-wide pulse
- People Staffed — distinct people on the books
- Ending This Week / Starting This Week — transition radar
- Untracked Hours — timesheet compliance signal
- Multi-Project People — context-switching watchlist

Project Tracker (Portfolio leader view)



Question it answers: "Which projects are on time, which are at risk, which are behind?"

- "Portfolio Health" — On Time / At Risk / Behind Schedule rollup
- Phase activity — which phases are running, which are stuck
- Active vs Complete project counts
- Rollup percent complete by project

Every metric is clickable. Every drill-down lands on the people, the project, and the phase behind it. The report isn't a deliverable someone has to compile — it's already on screen, live.



What Leadership Sees Before 9 a.m. on Monday

Real-time visibility tuned to who's asking — executive, planner, or PM.

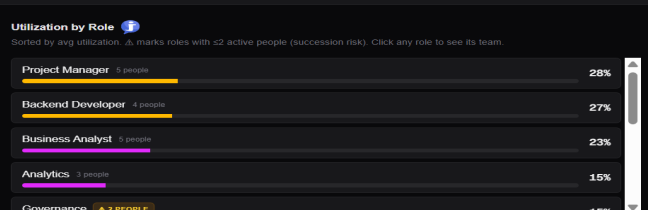
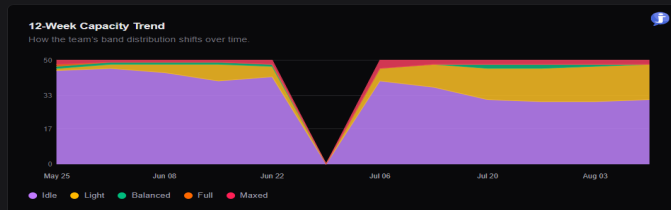
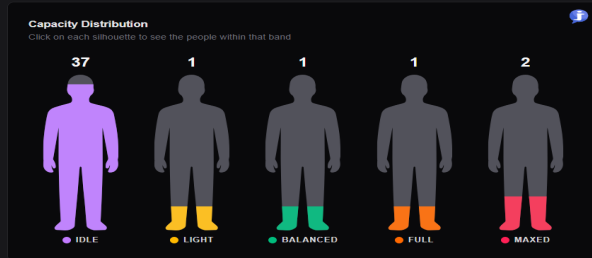

EXECUTIVE DASHBOARD

Talent Pool Overview

Team-wide capacity at a glance. Click any tile, segment, or dial to see the people behind the number.

Download CSV

Talent Pool KPIs



The same screen a CEO opens before a board meeting is the screen a PM opens before standup — different questions, same source of truth.

What other companies publish as a quarterly report, Trakload renders as a live screen — and every number is one click from the person behind it.

What used to take a department of analysts, and a week of spreadsheet work now loads in under a second — and updates in real-time.



From Brief to Billable — One Project Workflow

Built for teams that intake, plan, and deliver work all day

INTAKE & PLANNING

- ✓ Centralized project records with client, owner, status, and phase
- ✓ Briefs Library — every brief, asset, and project artifact in one place
- ✓ Project plan with phases, allocations, and deadlines
- ✓ Sortable project portfolio view across your organization

EXECUTION & TRACKING

- ✓ Per-phase resource allocation with hours, rates, and date ranges
- ✓ "Saved" indicators and per-phase save controls so PMs work without fear
- ✓ Project Tracker shows portfolio health at a glance
- ✓ Talent Advisor surfaces the right people for new work based on real availability

No project lives in a vacuum. Every change ripples through capacity, time, and reporting in real time.



Time Tracking That People Actually Use

Designed for accuracy without nagging

TIME ENTRY

- ✓ Project-based time allocation
- ✓ Calendar view of the week's entries
- ✓ Quick entry from project allocations
- ✓ Full audit trail on every hour (manager, employee, and self views; CSV exports for auditors)

PTO MANAGEMENT

- ✓ Request, approve, and track PTO from one workflow
- ✓ In-app decision banners for approvals and denials
- ✓ PTO automatically flows to time entries and capacity
- ✓ Org-wide PTO calendar so teams can plan around absences

REPORTS & EXPORTS

- ✓ My Snapshot — every employee's personal view of their own week
- ✓ Org-wide PTO Calendar accessible to all
- ✓ Pay-period CSV, client billing CSV, payroll exports (QuickBooks / ADP / Gusto)

Honest hours, captured by the people doing the work — and connected to everything else.



Built for DCAA Compliance

Audit-defensible timekeeping for federal contractors and firms that bill regulated work

DAILY CERTIFICATIONS

- ✓ Certified time, every day, in seconds — attestation at the point of entry, not days later
- ✓ Tamper-resistant attestation — each cert locked with timestamp, user ID, and attestation text per DCAA's contemporaneous recording rule
- ✓ Manager review and approval, audit-ready by default — a clean chain of accountability from worker to project lead
- ✓ Direct, indirect, overhead, and G&A labor classes (plus PTO) — one workflow, every category

TAMPER-EVIDENT AUDIT LOG

- ✓ Every change logged — who, what, when, why. Edits, deletes, approvals, locks, unlocks all generate rows with user, timestamp, and reason
- ✓ Append-only and immutable — once certified, entries can't be silently altered; modifications generate new audit events with the reason
- ✓ Role-based access with revocations enforced at the database layer — even admins must capture a reason to unlock approved entries
- ✓ Searchable and filterable on demand — any record, change, or user activity surfaced in seconds

EVIDENCE EXPORT

- ✓ Multiple formats, auditor-friendly — export to PDF or CSV, whichever your auditor or contracting officer requests
- ✓ Date-range and employee-scoped pulls — evidence for a single employee or audit period in seconds; project name in every row
- ✓ Timestamps, user identities, and reasons preserved on every export — approvals, edits, locks, unlocks all travel with the record
- ✓ Repeatable, reproducible, defensible — same column structure quarter to quarter, so audits become routine instead of fire drills

*DCAA 7641.90 guidelines informed every decision in building Trakload.
Built for firms that must attest every hour.*



See Your Business — All of It — From the Top Down

Visibility built into every level of the platform

ORG CHART

- ✓ Company-wide hierarchy visualization
- ✓ Available to every employee (not just admins)
- ✓ Shows reporting lines, departments, and the people behind the org

MY SNAPSHOT

- ✓ Every employee's personal view of their own week
- ✓ Time entries, PTO balance, upcoming work

PTO CALENDAR

- ✓ Org-wide view of who's out and when
- ✓ Plan deliveries around real availability

TALENT CONTACTS

- ✓ Active team directory: name, role, email, phone
- ✓ Printable PDF for HR packets and team rosters

Three executive dashboards (Talent Pool, Capacity Tracker, Project Tracker), Pay-period CSV, Client Billing CSV, Payroll exports (QuickBooks / ADP / Gusto), Compliance Pack ZIP for DCAA audit response — all live.



Enterprise-Ready Infrastructure

Honest engineering. Trustworthy operations.

MODERN STACK

Each layer of our stack is deliberately chosen for production-grade scale and reliability.

- ✓ Next.js 16 — The React framework powering ChatGPT, Notion, and TikTok. Server-rendered for sub-second page loads.
- ✓ Supabase Postgres — Managed enterprise database trusted by Mozilla, 1Password, and PwC. Row-level security enforced at the database layer.
- ✓ Vercel Global Edge Network — Content served from the data center closest to your team. The same hosting behind Stripe, Sonos, and DoorDash.
- ✓ Sentry Error Monitoring — Real-time error detection. Issues surface to engineering before users notice them.

DATA PROTECTION

Layered safeguards at every stage of your data's lifecycle.

- ✓ AES-256 encryption at rest + TLS 1.3 in transit — Your data is encrypted both in storage and in motion. The same standard banks use.
- ✓ Database-enforced row-level security — Customers physically cannot see each other's data. Isolation built into the database itself, not just the app layer.
- ✓ Daily automated backups + 7-day point-in-time recovery — Restore your entire database to any moment within the past week.
- ✓ Tamper-evident audit log on every time entry — the database blocks edits or deletions, even by admins. Every change carries a reason. Three views with identical CSV exports for auditors.

COMPLIANCE ROADMAP

Built for the certifications enterprise buyers require.

- ✓ GDPR & CCPA — Data export, deletion, and consent management workflows in development.
- ✓ SOC 2 Type II audit — Scheduled for 2027. Infrastructure already runs on SOC 2-certified Vercel and Supabase environments.
- ✓ HIPAA-eligible architecture — Encryption, audit trails, and access controls meet HIPAA's technical safeguards. Available on Enterprise tier.
- ✓ Third-party penetration testing — Scheduled at general availability. Independent security assessment of the full platform.

Trakload runs on the same technology stack as ChatGPT, TikTok, and Netflix. If this foundation can handle their scale, it can handle yours — and the security-conscious companies that trust it agree.



Drowning in Options, Gasping for Simplicity

Most project managers were drafted into the role. The tools they're handed don't include a lifeline.



Trakload turns novice Project Managers into confident delivery owners — and gives seasoned PMs the insight and simplicity they've never had elsewhere.



If You Need a Course to Use Your Software, You Have the Wrong Software

Some enterprise tools require weeks of mandatory training, certifications, and a gamified learning platform full of cartoon mascots before your team can log a contact. Trakload is none of that.

Enterprise CRM Onboarding

- Mandatory video courses before first login
- Quizzes after every module
- Cartoon mascots teaching you how to log a phone call
- Multi-month certification "trails" to reach basic competency
- Badge walls that exist only inside the vendor's universe
- Required for new-hire ramp before they're billable

VS

Trakload Onboarding

- Click + to add a new client
- Click + to add a project
- Click + Book Talent to staff it
- Click Save
- Done!



Trakload's Strength

- We built Trakload so the screen tells you what to do. No training videos. No certifications. No animated guides with names.
- If a new hire spends their first month earning badges from a cartoon goat before they can do their job, you bought the wrong software.

If you need a badge, then we got you covered.



Software shouldn't be a career path. It should be a tool.



Start Your Trakload Journey

Ready to Stop Juggling and Start Operating? Here is How to Get Started:

SCHEDULE A DEMO

See a Live Demo of Trakload

👉 sales@trakload.com

RUN A PILOT

Pilot Trakload
Run a 30-day pilot with our team
alongside you. Bring your real
projects.

👉 sales@trakload.com

CONTACT US

Talk With Us
No commitment, no sales pressure.
Just a conversation about what your
organization needs.

👉 hello@trakload.com

Trakload — One Platform. Complete Visibility. Complete Control.

